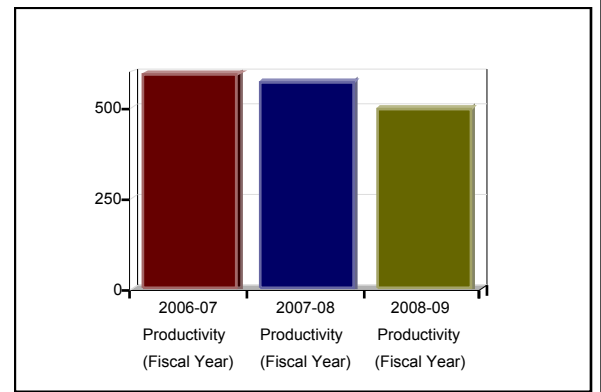
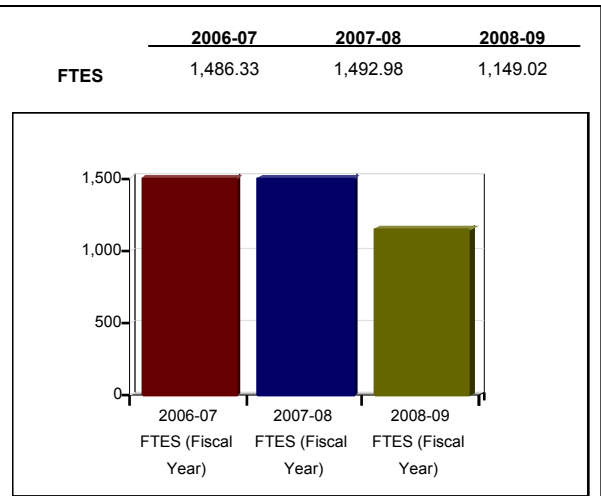


Dimension	Actual		
	2006-07	2007-08	2008-09
Enrollment/Grades (Fiscal Year)	11,637	12,507	12,936
WSCH (Fiscal Year)	66,885	67,184	51,706
Productivity (Fiscal Year)	594	572	495
Retention % (Fiscal Year)	98%	97%	97%
Success % (Fiscal Year)	95%	92%	91%
<b>Classroom Teaching FTEF (Academic Yr)</b>			
Full-time FTEF	15.32	17.23	15.34
PT/Overload FTEF	14.45	13.78	12.00
Total FTEF	29.77	31.01	27.34
Percent Full-time	51%	56%	56%
Reassigned FTEF	0.00	0.00	0.00
<b>Number of Sections (Fiscal Yr)</b>			
% Non-Vocational	100%	99%	100%
% Transferable	87%	89%	91%
% Degree Applicable	92%	94%	93%
% Non-Basic Skills	100%	100%	100%



Success Rates, Fiscal Year 2008-09

Definitions

Dimension	Distribution		Success	Non-success	Withdraw	Percent Success	Percent Non-success	Percent Withdraw
	Count	Col %						
<b>Ethnicity</b>								
Asian	2,548	20	2,376	109	63	93	4	2
Black	655	5	572	58	25	87	9	4
Filipino	277	2	255	12	10	92	4	4
Hispanic	1,206	9	1,031	109	66	85	9	5
Multiple Ethnicity	91	1	79	8	4	87	9	4
Pac Islander	295	2	267	19	9	91	6	3
White	5,593	43	5,129	302	162	92	5	3
Other	223	2	199	9	15	89	4	7
Unrecorded	2,048	16	1,908	92	48	93	4	2
<b>Total</b>	<b>12,936</b>	<b>100</b>	<b>11,816</b>	<b>718</b>	<b>402</b>	<b>91</b>	<b>6</b>	<b>3</b>
<b>Gender</b>								
Female	6,858	53	6,250	366	242	91	5	4
Male	6,075	47	5,563	352	160	92	6	3
Unrecorded	3	0	3	0	0	100	0	0
<b>Total</b>	<b>12,936</b>	<b>100</b>	<b>11,816</b>	<b>718</b>	<b>402</b>	<b>91</b>	<b>6</b>	<b>3</b>
<b>Age</b>								
19 or less	2,229	17	2,024	125	80	91	6	4
20 - 24	2,593	20	2,240	204	149	86	8	6
25 - 29	1,282	10	1,160	80	42	90	6	3
30 - 34	930	7	841	59	30	90	6	3
35 - 39	769	6	726	21	22	94	3	3
40 - 49	1,440	11	1,350	54	36	94	4	3
50 +	3,690	29	3,472	175	43	94	5	1
Unrecorded	3	0	3	0	0	100	0	0
<b>Total</b>	<b>12,936</b>	<b>100</b>	<b>11,816</b>	<b>718</b>	<b>402</b>	<b>91</b>	<b>6</b>	<b>3</b>

**Enrollment/Grades:**  
Sum of end-of-term grade count including Ws.

**WSCH:**  
Sum of quarterly End-of-Term Weekly Student Contact Hours.

**FTEF:**  
Full Time Equivalent Student

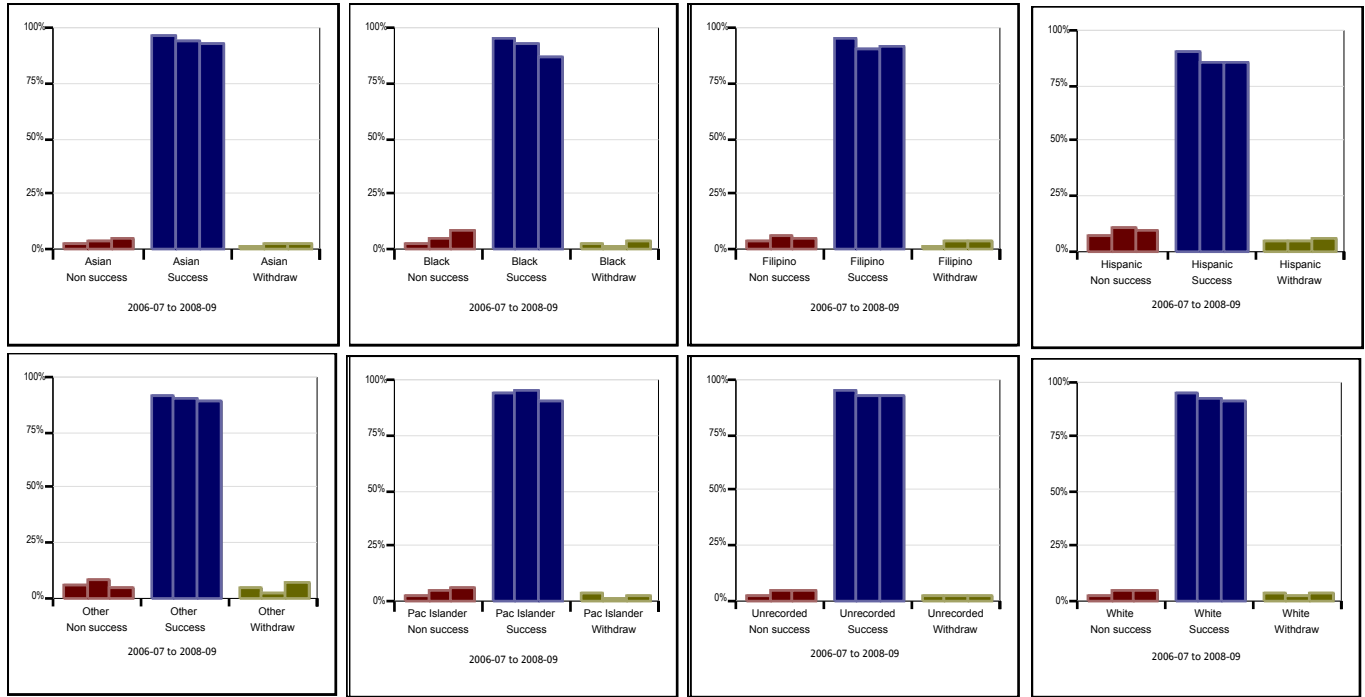
**Retention %:**  
Number of students receiving a successful or non-successful grade / total number of students receiving a grade.

**Success %:**  
Number of students receiving an A,B,C or CR grade / total number of students receiving a grade.

**FTEF:**  
Sum of teaching load factors for Fall, Winter, and Spring quarters by assignment type, excluding reassignments.

**Productivity:**  
Four-term total WSCH / four-term total FTEF, excluding reassignments.

**Reassigned FTEF:**  
Sum of load in 994, 995, 998, and 999 courses.



Distribution and Success by Ethnicity

Year/Demographic	Count	Col %	Success	Non-success	Withdraw	Percent Success	Percent Non-success	Percent Withdraw	Percent Retained
<b>Fiscal Year 2008-09</b>									
Asian	2,548	20	2,376	109	63	93	4	2	98
Black	655	5	572	58	25	87	9	4	96
Filipino	277	2	255	12	10	92	4	4	96
Hispanic	1,206	9	1,031	109	66	85	9	5	95
Multiple Ethnicity	91	1	79	8	4	87	9	4	96
Pac Islander	295	2	267	19	9	91	6	3	97
White	5,593	43	5,129	302	162	92	5	3	97
Other	223	2	199	9	15	89	4	7	93
Unrecorded	2,048	16	1,908	92	48	93	4	2	98
<b>Total</b>	<b>12,936</b>	<b>100</b>	<b>11,816</b>	<b>718</b>	<b>402</b>	<b>91</b>	<b>6</b>	<b>3</b>	<b>97</b>
<b>Fiscal Year 2007-08</b>									
Asian	2,737	22	2,568	111	58	94	4	2	98
Black	639	5	596	33	10	93	5	2	98
Filipino	264	2	240	15	9	91	6	3	97
Hispanic	1,232	10	1,055	130	47	86	11	4	96
Pac Islander	209	2	198	9	2	95	4	1	99
White	5,241	42	4,876	224	141	93	4	3	97
Other	257	2	231	22	4	90	9	2	98
Unrecorded	1,928	15	1,796	87	45	93	5	2	98
<b>Total</b>	<b>12,507</b>	<b>100</b>	<b>11,560</b>	<b>631</b>	<b>316</b>	<b>92</b>	<b>5</b>	<b>3</b>	<b>97</b>
<b>Fiscal Year 2006-07</b>									
Asian	2,432	21	2,353	46	33	97	2	1	99
Black	523	4	495	15	13	95	3	2	98
Filipino	267	2	255	9	3	96	3	1	99
Hispanic	1,264	11	1,139	79	46	90	6	4	96
Pac Islander	168	1	158	4	6	94	2	4	96
White	4,967	43	4,691	137	139	94	3	3	97
Other	276	2	252	14	10	91	5	4	96
Unrecorded	1,740	15	1,664	42	34	96	2	2	98
<b>Total</b>	<b>11,637</b>	<b>100</b>	<b>11,007</b>	<b>346</b>	<b>284</b>	<b>95</b>	<b>3</b>	<b>2</b>	<b>98</b>